



The first name in enclosure systems


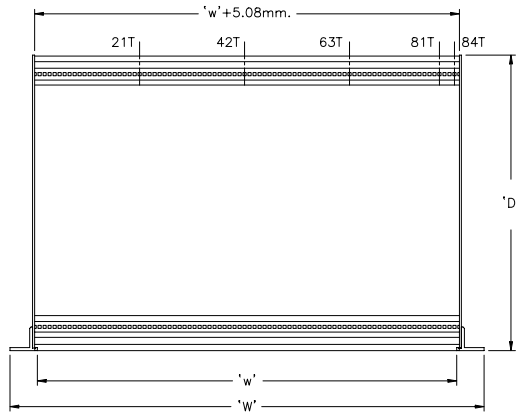
PLANNING SHEET

CARD FRAMES

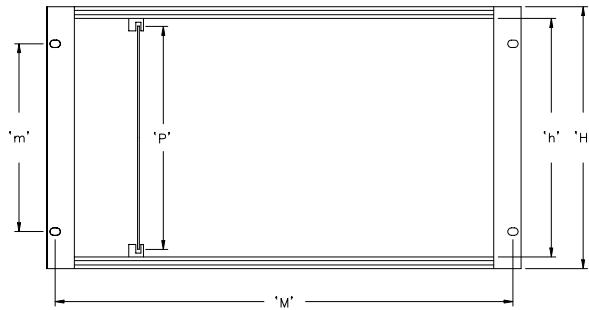
Series-20

PROJECT:--
DATE:--
SHEET No:--

TOP VIEW



SIDE VIEW



FRONT VIEW

DIMENSIONS FOR FRONT & REAR PLATE			HT OF PCB
'U'	'A'	'B'	'P'
2U	84.0	78.0	55.55
3U	128.4	122.5	100.0
4U	173.0	167.0	144.5
5U	217.5	211.5	188.9
6U	262.0	256.0	233.4

HEIGHT				WIDTH				DEPTH
'U'	OVERALL 'H'	USABLE 'h'	'm'	'T'	OVERALL 'W'	USABLE 'w'	'M'	OVERALL 'D'
2U	88.0	68.0	76.2	21	162.5	106.7	145.9	180.0
3U	132.5	112.5	57.1	42	269.2	213.4	252.6	240.0
4U	177.0	157.0	101.6	63	375.9	320.0	359.3	300.0
5U	221.5	201.5	146.1	81	482.6	411.5	466.0	360.0
6U	266.0	246.0	190.6	84	482.6	426.7	466.0	

1T = 5.08mm./0.2 in.
 1U = 44.45mm./1.75 in.
 ALL DIMENSIONS ARE IN mm.